



READER
INTEREST BADGE


Date Passed _____ Signed _____

- | | | |
|-------------------------------------------------------------------------------------------------------------------------------------------------------------------------------------------------------------------------------------------------------------------------------------------------------------------------------------------------------------------------------------------------------------------------------------------------------------------------------------------------------------------------|-------|----------|
| 1. Prior to the test, provide the examiner with a list of at least 12 books from those you have read during the past 12 months. Included in the 12 books should be some fiction, some non-fiction and at least 2 classical works. The fiction and the non-fiction books should be commensurate with your age and educational standard. Text books and set works which are currently being used by you at school may not be included. Discuss these books with the examiner and answer questions based on their content. | _____ | <u>1</u> |
| 2. Write a review of a book lent to you by the examiner. | _____ | <u>2</u> |
| 3. Explain how you decide which books to read and describe the facilities that exist in your community for obtaining books. | _____ | <u>3</u> |
| 4. Demonstrate how to use a dictionary and how to use reference books. | _____ | <u>4</u> |
| 5. Read (sight unseen) two short passages from a book selected by the examiner and answer some simple questions to show the examiner that you comprehend the content. | _____ | <u>5</u> |
| 6. Discuss the care and repair of books with the examiner, and show the examiner some of your own books. | _____ | <u>6</u> |


RELIGION AND LIFE
INTEREST BADGE

Date Passed _____ Signed _____

NOTE : The Examiner must either be a Minister/ Priest of the religious body to which the Scout belongs, or some person appointed by his religious body

Christian Requirements:

- | | | |
|-------------------------------------------------------------------------------------------------------------------------------------|----------------|-------------------|
| 1. Have passed the Scoutcraft Religion and Life badge and be prepared to demonstrate any of those requirements | _____
_____ | _____
<u>1</u> |
| 2. SCRIPTURE KNOWLEDGE | | |
| a) Know which Gospel is generally accepted as the oldest and tell the Examiner about the Author | | |
| b) Explain how the Church spread in the days of the Apostles | | |
| c) Explain the meaning of Psalm 73; John 15: 1-14 | _____
_____ | _____
<u>2</u> |
| 3. PRACTICE | | |
| a) Regularly attend the services and religious instruction at your place of worship | | |
| b) Have a rule about Daily Prayer and explain why Daily Prayer and Daily Bible Reading are important | _____
_____ | _____
<u>3</u> |
| 4. UNDERSTANDING | | |
| a) Describe what is meant by a Prophet and name two major Prophets and two minor Prophets | | |
| b) Explain Paul's part in the growth of the early Church and draw a map of his first missionary journey | | |
| c) Explain the meaning of Conversion, Faith and Salvation | _____
_____ | _____
<u>4</u> |
| 5. GENERAL | | |
| Answer questions relating to your religious order and procedures at the discretion of the Examiner. who will bear in mind your age. | _____
_____ | _____
<u>5</u> |

Jewish Requirements:

- | | | |
|-------------------------------------------------------------------------------------------------------------------------------------------------------------------------------------------|----------------|-------------------|
| 1. Recite 10 Commandments. | _____
_____ | _____
<u>1</u> |
| 2. Produce a statement from your teacher that you have satisfactorily completed a year of Hebrew study after the age of 13 years or compose Hebrew letter or story of at least 100 words. | _____
_____ | _____
<u>2</u> |
| 3. Maintain regular attendance at Synagogue services (Friday evening ,or Saturday morning) for at least one year. | _____
_____ | _____
<u>3</u> |
| 4. List the major charitable organisations in the Jewish Community and tell of their purposes. | _____
_____ | _____
<u>4</u> |
| 5. Tell why each of these is famous: Baal Shem Tov; Gaon of Vilna; Moses Mendelsohn; Theodor Herzl; Bialik; Albert Einstein; Henrietta Szold. | _____
_____ | _____
<u>5</u> |
| 6. Read another book of Jewish biography or history and tell about its contents. | _____
_____ | _____
<u>6</u> |
| 7. Write a summary of the course of study required for Confirmation (Reform) or explain the Laws of Kashrut (Orthodox). | _____
_____ | _____
<u>7</u> |
| 8. What are your 5 favourite sayings from the Ethics of the Fathers band explain them. | _____
_____ | _____
<u>8</u> |

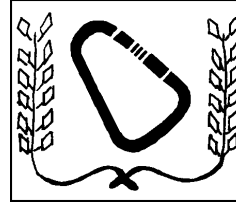
RELIGION AND LIFE INTEREST BADGE COTINUED

Muslim Requirements:

- | | | |
|----------------------------------------------------------------------------------------------------------------|-------|-----------|
| 1. Recite principles of Islam (Arkanul Islam) | _____ | <u>1</u> |
| 2. Recite articles of faith (Arkanul Imaan) | _____ | <u>2</u> |
| 3. Write a summary of Arkanul Islam and Arkanul Imaan. | _____ | <u>3</u> |
| 4. Study of authentic sources (Qur'aan and Gadeeth) of Knowledge | _____ | <u>4</u> |
| 5. Why are each of the following persons famous:
Algebra ,
Tuan Guru,
First Muslim in S.A.? | _____ | <u>5</u> |
| 6. Study of ethical viewpoints in Sura Hujarat. | _____ | <u>6</u> |
| 7. Study of the sources of Shariah. | _____ | <u>7</u> |
| 8. Write an essay on each of the following Ghalifas:
Abu Bakr (RA)
Umur (RA)
UTHMAAN (RA)
ALI (RA) | _____ | <u>8</u> |
| 9. Read a biography of the Prophet. | _____ | <u>9</u> |
| 10. Observe fard solaah. | _____ | <u>10</u> |

Hindu Requirements:

- | | | |
|------------------------------------------------------------------------------------------------------------------------------------------------------------------------------------------------------------------|-------|----------|
| 1. Recite and know the mesnings,of the Tshwar Upasana Mantras | _____ | <u>1</u> |
| 2. Learn the Mantras for health and family welfare | _____ | <u>2</u> |
| 3. Know and explain the terms
Yoga
Renunciation
Law of action
Non-Violence
Yagna and Sanskar
Punarjamma | _____ | <u>3</u> |
| 4. Know the four Stages of Life : Ashrama
a) Brahamacharya Ashrama
b) Grihastha Ashrama
c) Vanaprasha Ashrama
d) Sannyasa Ashrama . | _____ | <u>4</u> |
| 5. Be able to talk on the Saints and Sages of Hinduism
a) Vardhaman mahavir Swami
b) Saint Manikkavasagar
c) Guru Nanka
d) Goswami Tulsidas
e) Saint Ramalinoar Swamigal
f) Swami Shardahanand | _____ | <u>5</u> |
| 6. RELIGIOUS STORIES
The three Yogas of the Bhagavad Githa | _____ | <u>6</u> |

ROCK CLIMBING
INTEREST BADGE


Date Passed Signed

1. **Anchors**

Demonstrate an ability to choose suitable anchors in a variety of situations, including the use of:

- a) spikes and blocks,
- b) threads, chockstones and trees,
- c) stakes, bolts and points and be able to connect the climber to these anchors.

_____ 12. **Belaying**

Be able to:

- a) set up sound belay systems to single and multiple anchors
- b) connect oneself and others to the anchors
- c) set up top and bottom rope systems
- d) demonstrate a variety of belay techniques, and choose the most appropriate devices for given situation
- e) demonstrate an ability to hold falls and perform lowers.

_____ 23. **Abseiling**

Be able to:

- a) choose an appropriate site taking into account take off, loose rock, environment impact and effect on the climbing resources
- b) set up fixed and releasable abseils
- c) choose and fit suitable harnesses and sling arrangements
- d) demonstrate the operation of a variety of friction devices and choose the most appropriate device for the given situation
- e) identify and solve common abseiling problems including tangles, jamming, inadvertent locking and pendules
- f) safeguard oneself and one's partner

_____ 34. **Climbing**

Be able to

- a) read and interpret guide books effectively
- b) choose and climb routes suited to their ability
- c) move confidently on rock grade 14-15(F1)
- d) place suitable runners to protect a lead and arrange appropriate belays to protect a second
- e) have a basic knowledge of the safety chain and fall factors
- f) safeguard oneself and one's partner

_____ 45. **Communication**

Be able to organise and carry out effective communication between climbers using recognized climbing calls.

_____ 56. **Access, Conservation and Etiquette**

The Scout should:

- a) understand and be able to use information contained in current guide books
- b) be familiar with and observe current access and conservation guidelines
- c) be able to demonstrate good practice in the conservation of the crag environment so as to leave it in an improved condition
- d) be aware of locally important historical sites and features, species of plants and animals
- e) be aware of local climbing ethics, particularly those relating to signal pitch crags
- f) be aware of the need to operate in a style which minimizes the impact on, and risk to, other climber

_____ 67. **Emergency Procedures**


Be able to describe a variety of possible emergency situations, explain how to best stabilize them and how to summon local expert assistance.

_____ 78. **Equipment**

Be familiar with static and dynamic ropes, harnesses, slings, friction devices, nuts and camming devices, and explain how to care for and maintain them.


_____ 8

NB Attention of Scouts & Scouters is drawn to the requirements of Rule 1102.1

SAFETY CODE
INTEREST BADGE



Date Passed Signed

- | | | |
|-----------------------------------------------------------------------------------------------------------------------------------------------------------------------------------------------------------------------------------------------------------------------------------------------------------------------------------------------------------------------------------------------------------------------------------------------------------------------------------------------------------------------------------------------------------------------------------------|-------|------------|
| 1. Prepare a safety notebook. Include: <ul style="list-style-type: none"> a) Newspaper and other stories showing main kinds of accidents. b) Similar materials showing 5 causes of accidents. | _____ | 1
_____ |
| 2. Show that you have a knowledge of the common causes of electrical accidents. Know the safety precautions to be taken in your home to prevent them happening. | _____ | 2
_____ |
| 3. Using safety checklist approved by your examiner make an inspection of your home. Explain the hazards found, why they are hazards and how they can be or have been corrected. Show that you know the dangers of hazardous articles, eg: <ul style="list-style-type: none"> a) oil lamps; b) pressure stoves; c) Flannelette, silk, nylon, etc.; d) Christmas decorations; e) Plastics; f) Aerosols; g) Inflammable liquids; h) Liquified Petroleum Gas (LPG); i) Focussing of the sun's rays. | _____ | 3
_____ |
| 4. Demonstrate a sound knowledge of the dangers of veld fires and the precautions necessary to prevent them when you are camping or hiking. | _____ | 4
_____ |
| 5. By applying in a practical manner, show a knowledge of the principles of safety first: <ul style="list-style-type: none"> a) As a pedestrian b) As a traveller by road, rail or on water c) As an operator of potentially dangerous tools and machines such as those used in the home and school workshops (power lawnmowers, power tools, etc). | _____ | 5
_____ |
| 6. At 3 appropriate locations spend 3 hours observing and listing safe and unsafe practices at or near intersections by: <ul style="list-style-type: none"> a) Motor vehicle drivers; b) Pedestrians; c) Bicycle riders; d) Passengers (car, bus, train or aircraft) <p>Show this list to your examiner and describe, in the case of the unsafe practices, what the correct conduct should have been.</p> | _____ | 6
_____ |
| 7. Make a plan for an accident/hazard prevention programme for the following outdoor situations: (a) camping and hiking; (b) storm and wind; (c) water activities | _____ | 7
_____ |
- Each plan should include an analysis of the possible hazards, any action proposed to minimise or correct the hazards and the reasons for the correction you propose.


SCRIBE
INTEREST BADGE


Date Passed Signed

- | | | |
|---------------------------------------------------------------------------------------------------------------------------------------------------------------------------------------------------------------------------------------------------------------------------------------------------------------------------------------------------------------------------------|-------|----------|
| 1. Keep a Patrol log satisfactorily for at least six months and keep a Troop log for at least three months. All major events should be recorded and use should be made of visual material such as sketches or photographs to complete the records. | _____ | <u>1</u> |
| 2. Explain to the examiner how a meeting should be conducted. This should begin with the preparation of an agenda and sending out of notices, and include the proposing of motions. Explain how minutes are kept and how to ensure that actions decided upon are followed up. | _____ | <u>2</u> |
| 3. Write letters regarding the following matters and discuss with the examiner how the letters should be transmitted: <ul style="list-style-type: none"> a) A letter to parents inviting them to a Troop event. b) A letter to the Group Committee or sponsoring authority conveying the need, expressed by the Court of Honour, for certain equipment. | _____ | <u>3</u> |
| 4. Explain to the examiner the financial structure of a Scout Group, Prepare a simple receipts and payments account of a Patrol or Troop in a way that would be acceptable to the treasurer. | _____ | <u>4</u> |
| 5. As far as possible, compile a mailing list, together with telephone numbers, of the members of the Troop, the Group Scouters, the Group Committee and the District Scouters. | _____ | <u>5</u> |
| 6. Demonstrate to the examiner how you would find the relevant rules regarding items, chosen by the examiner, in the publication Policy. Organisation and Rules. The items should include District and Group Organisation, Religious Policy and the Aim of the Scout Movement. | _____ | <u>6</u> |
| The following alternative may be done in place of No's 4, 5 and 6 (above): | | |
| 7. Produce evidence that you have taught at least one adult to read and write up to the equivalent of at least one year of schooling. | _____ | <u>7</u> |


**SHIP QUARTERMASTER
INTEREST BADGE**


	Date Passed	Signed
1. a) Demonstrate the correct method of taking rope off a new coil. b) Demonstrate the method of taking down rope for running out.	_____	_____ <u>1</u>
2. Describe the principal parts of a block.	_____	_____ <u>2</u>
3. Identify the following types of blocks and demonstrate them in use: a) Single block b) Single block with fast eye and swivel eye c) Single block with becket and hook d) Scratch or check block e) Self-locking block with snap shackle f) Fiddle block with shackle g) Double block with swivel eye h) Double block with shackle.	_____	_____ <u>3</u>
4. Demonstrate the method of belaying.	_____	_____ <u>4</u>
5. Describe the principal parts of an anchor. a) Identify three types of anchors and differentiate between their uses. b) Describe and execute the safest method of anchoring to suit the conditions. c) Demonstrate the use of a trip line and pickup buoys. d) Demonstrate the correct method of mooring a boat to a pier.	_____	_____ <u>5</u>
6. Demonstrate how to take care of sails, sheets and standing rigging.	_____	_____ <u>6</u>
7. Demonstrate how to leave a pulling boat or sailing dinghy: a) After a day's activity b) For a short spell, eg lunch break, or when called for instruction.	_____	_____ <u>7</u>
8. Demonstrate how to load a boat with stores and personnel and show how to trim the boat correctly.	_____	_____ <u>8</u>
9. For a boating camp of 32 Scouts for at least 5 nights, draw up a detailed list of the equipment (including boats) and food required. Plan a balanced menu, make a food list, price it, work out the cost per head and after your budget has been approved, buy the food.	_____	_____ <u>9</u>

SIGNALLER
INTEREST BADGE


	Date Passed	Signed
1. Demonstrate that you know the recognised procedure when sending and receiving messages.	_____	<u>1</u> _____
2. Construct a morse buzzer set to operate between two rooms	_____	<u>2</u> _____
3. Send and receive an unrepeatd message of not less than 150 letters at rate 7 in semaphore (35 letters per minute).	_____	<u>3</u> _____
4. Send and receive a similar message in morse:		
a) on a buzzer at rate 6 (30 letters per minute);		
b) on a lamp at rate 5 (25 letters per minute).	_____	<u>4</u> _____
5. Improvise at least two methods of sending a message (one in morse and one in semaphore) at least one kilometre, at or over rate 4 (20 letters per minute).	_____	<u>5</u> _____
6. Know how to communicate with a searching aircraft and know the international ground-to-air code.	_____	<u>6</u> _____

NOTE: 90% accuracy for sending and receiving is required.

SNORKELLING
INTEREST BADGE


Date Passed Signed

Before being trained or examined for this badge, a Scout must satisfy the examiner that he is medically fit for snorkelling.

- | | | |
|----------------------------------------------------------------------------------------------------------------------------------------------------------------------------------------------------------------------------------------------------------------------------------------------------------------------------------------------------------------------------------------------------------------------------------------------------------------------------------------------------------------------------------------------------------------------------------------------------------------------------------------------------------------------------------------------------------------------------------------------------------------------------------------------------------------------------------------------------------------------------------------------------------------------------------------------------------------------------------------------------------------------------------------------------------------------------|----------------------------------------------------------|----------------------------------------------------------|
| <p>1. The Scout must have passed the Swimming Scoutcraft Badge, or have completed all its requirements.</p> | <hr style="border: none; border-top: 1px solid black;"/> | <hr style="border: none; border-top: 1px solid black;"/> |
| <p>2. To be completed in a swimming pool wearing only a swimsuit. One minutes rest is allowed between each test.</p> <p style="margin-left: 20px;">a) Swim 200m freestyle in not more than 8 minutes.</p> <p style="margin-left: 20px;">b) Float on back for 5 minutes using only slight arm and leg movements, or use drownproofing for 5 minutes.</p> <p style="margin-left: 20px;">c) Tread water with arms folded across chest for one minute.</p> <p style="margin-left: 20px;">d) Recover object from no less than 2 metres.</p> | <hr style="border: none; border-top: 1px solid black;"/> | <hr style="border: none; border-top: 1px solid black;"/> |
| <p>3. To be completed in a swimming pool using a mask, snorkel and fins. A wetsuit with neutralising weightbelt may be worn.</p> <p style="margin-left: 20px;">a) Sink mask, snorkel and fins in 3 to 5m of water. Dive for each individual item separately and refit on surface. If wearing a wetsuit the weightbelt is not to be removed. If no wetsuit is worn, a weightbelt of 5% of body weight should be worn.</p> <p style="margin-left: 20px;">b) Whilst treading water, remove weightbelt and hand to a person on the poolside. Retrieve from person and refit whilst still treading water.</p> <p style="margin-left: 20px;">c) Fin 200m doing at least 8 neat duck dives.</p> <p style="margin-left: 20px;">d) Tow buddy 50m.</p> <p style="margin-left: 20px;">e) Fin 25m underwater.</p> <p style="margin-left: 20px;">f) Hold breath for 20 seconds underwater.</p> <p style="margin-left: 20px;">g) Remove mask. Fin 50m with face submerged and breathing through snorkel. One hand is to be behind the back and the other used to steady the snorkel.</p> | <hr style="border: none; border-top: 1px solid black;"/> | <hr style="border: none; border-top: 1px solid black;"/> |
| <p>4. To be completed in open water. A wetsuit with neutralising weightbelt may be worn. Before entering the water discuss the dive plan with the examiner.</p> <p style="margin-left: 20px;">a) Fin 400m wearing basic snorkelling equipment.</p> <p style="margin-left: 20px;">b) Dive to 5m and signal "OK" afterwards.</p> <p style="margin-left: 20px;">c) Tow his buddy 50m.</p> | <hr style="border: none; border-top: 1px solid black;"/> | <hr style="border: none; border-top: 1px solid black;"/> |
| <p>5. The Scout should have a sound knowledge of the following:</p> <p style="margin-left: 20px;">a) Basic snorkelling equipment, its use and care;</p> <p style="margin-left: 20px;">b) Boyle's Law and the effects of pressure on the body, especially the lungs, ears and sinuses;</p> <p style="margin-left: 20px;">c) Hyperventilation;</p> <p style="margin-left: 20px;">d) Hypothermia;</p> <p style="margin-left: 20px;">e) Dive planning (pre dive check, signals, lost buddy procedure);</p> <p style="margin-left: 20px;">f) Resuscitation techniques.</p> | <hr style="border: none; border-top: 1px solid black;"/> | <hr style="border: none; border-top: 1px solid black;"/> |

1

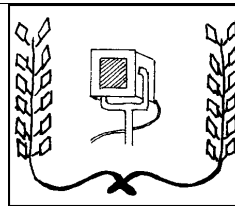
2

3


4

5

SCUBA training is excluded from this badge because training should only be given by a qualified instructor.

SPEAKER
INTEREST BADGE


	Date Passed	Signed
1. Demonstrate the duties of a chairman by taking the chair at a meeting.	_____	<u>1</u> _____
2. Speak on a prepared subject to an audience of not fewer than 20 people. The speech must last 5 to 7 minutes. (Notes may be used, but the speech must not be read.)	_____	<u>2</u> _____
3. Read aloud a piece of prose chosen by the examiner, who will judge diction, pace, emphasis, pauses and pitch.	_____	<u>3</u> _____
4. Introduce a speaker.	_____	<u>4</u> _____
5. Propose a vote of thanks.	_____	<u>5</u> _____
6. Make an impromptu speech of at least three minutes' duration on a subject chosen from three subjects given by the examiner.	_____	<u>6</u> _____
7. Propose a toast.	_____	<u>7</u> _____
NOTE: (4)(5)(6) and (7) are to be done after five minutes' notice.		
8. Make a speech of welcome to either: <ul style="list-style-type: none"> a) An honoured guest, or b) A group, or c) New members. 	_____	<u>8</u> _____
9. Show how to get an idea across (eg how to organise a Patrol) by giving a talk using visual aids made by yourself.	_____	<u>9</u> _____

SPACE EXPLORER
INTEREST BADGE


Date Passed _____ Signed _____

- | | | |
|------------------------------------------------------------------------------------------------------------------------------------------------------------------------------------------------------------------------------------------------------------------------------------------------------------------------------------------------------------------------------------------------------------------------------------------------------------------------------------------------------------------------------------------------------------------------|-------|----------|
| 1. Demonstrate a knowledge of the history and development of space exploration. | _____ | <u>1</u> |
| 2. Describe the purpose of two recent space probes and two recently launched satellites giving the main types of instruments used. | _____ | <u>2</u> |
| 3. Explain briefly how FIVE of the following problems (your own choice) are overcome in a manned spacecraft: <ul style="list-style-type: none"> a) Radiation; b) Meteoroids; c) Weightlessness; d) Diet; e) Sanitation; f) Clothing; g) Acceleration; h) Deceleration; i) Re-entry; j) Breathing and communication. | _____ | <u>3</u> |
| 4. Show that you have a knowledge of the following: <ul style="list-style-type: none"> a) Reason for weightlessness in orbit or trajectory b) The thrust obtained by rockets c) Something of the part played by South Africa in space projects d) The stage of acceleration and separation for a satellite to go into orbit round the earth; and re-entry problems e) The fuel system used in space rockets f) The control of a satellite g) A particular current space programme and its purpose | _____ | <u>4</u> |
| 5. Demonstrate your knowledge of the scale of the Solar system by preparing a model showing the relative positions of the planets and their main satellites. | _____ | <u>5</u> |
| 6. Build a model of a space shuttle or capsule and rocket. | _____ | <u>6</u> |

SPORTSMAN
INTEREST BADGE



Date Passed Signed

1. Represent your school and/or your sports club in one team sport for two full seasons ie winter and/or summer sports. Examples of team sports:

- | | | |
|-----------|-----------------|----------------|
| Baseball | Cricket | Volleyball |
| Rugby | Softball | Basketball |
| Hockey | Ice Hockey | Polo/polocross |
| Waterpolo | Surf Lifesaving | Soccer |

_____ 1 _____

2. Participate in one other sport (not counted for 1 above) reasonably well as a team member or in an individual sport for at least two full seasons ie winter and/or summer.

In other words you must be proficient in at least 2 sports of your choice for at least two full seasons. (At least one sport must be a team sport.)

Examples of individual sports:

- | | | |
|--------------------|--------------|------------------|
| Shooting | Archery | Gymnastics |
| Skiing | Tennis | Canoeing |
| Swimming | Golf | Sculling |
| Diving | Badminton | Sailing |
| Roller/ice skating | Table Tennis | Athletics |
| Squash | Fishing | Rally navigation |
| Jukskei | Horse riding | Waterskiing |
| Waterskiing | Judo/Karate | Bowls |
| Cross-country | | |

_____ 2 _____

3. a) Be familiar with the skills and techniques in each of your chosen sports.
 b) Show that you know the rules and how to score.
 c) Discuss the equipment used and how to care for it.
 d) Discuss the safety rules and what injuries could occur and how to prevent them.

_____ 3 _____

4. Explain what sportsmanship is and why it is important. Give several examples of good sportsmanship in sports. Relate at least one of these to everyday citizenship off the sports field.


_____ 4 _____

5. Referee a match or act as an umpire.

_____ 5 _____


6. Make a set of training rules for the sports you have chosen. Explain why these training rules are important. Follow the rules. Design exercises for these sports and keep a record of how you do in these sports for one season. Show how you have improved. □

_____ 6 _____


SWIMMER
INTEREST BADGE


Date Passed _____ Signed _____


- | | | |
|--------------------------------------------------------------------------------------------------------------------|-------|----------|
| 1. Have passed the Swimming Scoutcraft Badge or complete all the requirements for it. | _____ | <u>1</u> |
| 2. Swim 250 metres in any overarm or crawl style. | _____ | <u>2</u> |
| 3. Swim the following using the correct style: | | |
| a) 50 metres backstroke | | |
| b) 50 metres breaststroke | | |
| c) 50 metres butterfly | | |
| d) 50 metres lifesaving kick. | _____ | <u>3</u> |
| 4. Swim at least one kilometre using any stroke or combination of strokes. | _____ | <u>4</u> |
| 5. Perform the following dives: | | |
| a) racing dive from the edge of the pool; | | |
| b) neat dive from a springboard. | _____ | <u>5</u> |
| 6. Satisfy the examiner that you are capable of instructing a non-swimmer in the basic principles of swimming. | _____ | <u>6</u> |
| 7. Explain to the examiner the safety rules and regulations governing swimming in the sea, lakes, dams and rivers. | _____ | <u>7</u> |

VELDCRAFT
INTEREST BADGE


	Date Passed	Signed
1. Have passed the Observation Scoutcraft Badge, or complete all the requirements for it.	_____	<u>1</u> _____
2. After a 15 minute walk set by the examiner through unfamiliar countryside, answer question on what you have seen.	_____	<u>2</u> _____
3. Cross a kilometre of open country in daylight without being detected by the examiner. During the exercise use should be made of the rules of stalking; the methods of progression in stalking; camouflage; wind; shadow and background.	_____	<u>3</u> _____
4. Approach at night unseen and unheard within a reasonable distance of the examiner whose position is known.	_____	<u>4</u> _____
5. Lead a group of 5 Scouts in shadowing an observer for more than 3 kilometres without being detected. Report on his actions on your return.	_____	<u>5</u> _____
6. Solve with reasonable accuracy two tracking stories in sand, snow or other suitable surface, during which the basic tracking rules are demonstrated. The tracks should include human footprints with and without shoes, and bicycle or motor vehicle tracks. □	_____	<u>6</u> _____
7. Identify the spoor of 8 wild animals shown to you by the examiner (pictures may be used) and record the spoor of 5 wild animals. In recording the spoor of animals, plaster casts, photographs or sketches may be used.	_____	<u>7</u> _____

VIRTUAL AVIATOR
INTEREST BADGE


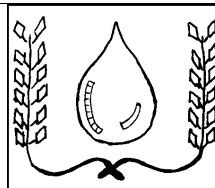
- | | Date Passed | Signed |
|-------------------------------------------------------------------------------------------------------------------------------------------------------------------------------------------------------------------------------------------------------------------------------------------------------------------------------------------------------------|-------------|----------------|
| 1. Hold the Computer Pilot Scoutcraft Badge | _____ | <u>1</u> _____ |
| 2. Be able to fly a basic circuit in a non-combat Flight Simulator (such as Microsoft Flight Simulator 2000,2002 and 2004 or X-Plane) in a turbo-prop aircraft (such as the Beechcraft King-Air B350). | _____ | <u>2</u> _____ |
| 3. Fly a virtual VFR flight of at least 100km under VFR conditions with either the examiner acting as ATC, or connected to IVAO or VATSIM under a virtual ATC. You may not use the GPS for navigation. You need to navigate using VOR's and NDB's. You may not use the Autopilot. | _____ | <u>3</u> _____ |
| 4. Fly a virtual IFR flight of at least 600km under IFR conditions with either the examiner acting as ATC, or connected to IVAO (www.iviao.org) or VATSIM under a virtual ATC. You may not use the GPS for navigation, you need to navigate using VOR's and NDB's. You may use the Autopilot. You may use a jet aircraft if you wish (such as the Learjet). | _____ | <u>4</u> _____ |
| 5. Do one of the following; | | |
| - Belong to a virtual airline (such as www.llitestar.co.za) and have at least 50 hours of flying time. | | |
| - Have at least 50 hours of flying time on either IVAO (www.iviao.org) or VATSIM (www.vatsim.net). | | |
| - Have at least 300 hours of flying time logged with Flight Simulator, in the Flight Simulator log book. | _____ | <u>5</u> _____ |

VOYAGER
INTEREST BADGE


Date Passed _____ Signed _____


NOTE: This badge may be taken in either a pulling-boat, sailboat or motorboat.

1. Hold the Charge Certificate applicable to the type of craft chosen and the water. _____ 1
2. Plan and lead an expedition by boat of 48 hours' duration, sleeping out for at least two nights (on land or water). The distance travelled by boat must be at least 15 km. During the expedition carry out the following:
 - a) Display a knowledge of local safety rules, adverse local weather conditions, "Rules of the Road", Beaufort wind and sea scales, the different types of lighthouses etc in general use, and the danger, storm and fog signals. Explain what to do in case of an emergency, who the relevant authorities are and how to contact them.
 - b) Rescue a man overboard; complete a course of at least 8 compass bearings; tow another craft to safety; rescue the crew of another boat about to sink (the other boat is to have the same number of members in the crew as your boat); rig from normal equipment in your boat a jury rudder and steer over a set course with at least three direction changes. _____ 2
3. On completion of the expedition produce a log of the trip. The log must include:
 - a) Large scale (1:10 000) charts of the complete trip. The charts must show landmarks, soundings, underwater hazards, buoys, channel markers etc
 - b) Illustrations
 - c) Crew duties
 - d) Activities undertaken during the trip
 - e) Stores, equipment and kit lists. _____ 3
4. Explain overnight procedures and the equipment required. _____ 4


WATER BIOLOGIST
INTEREST BADGE


Date Passed _____ Signed _____

- | | | |
|--------------------------------------------------------------------------------------------------------------------------------------------------------------------------------------------------------------------------------------------------------------------------------------------|-------|----------------|
| 1. Make a waterscope and demonstrate its use. | _____ | <u>1</u> _____ |
| 2. Examine the insect, animal and plant life found in a stretch of sea or inland water chosen by yourself. Report with illustrations on the varieties of plant life found. How do these sustain the animal, fish or insect life in the Provincial? Describe how we can preserve this life. | _____ | <u>2</u> _____ |
| 3. Describe in detail three classes of life found in your water Provincial. Display them in an aquarium if possible. | _____ | <u>3</u> _____ |
| 4. Report actual instances where pollution has affected the growth of life along our coasts or harbours and holiday resorts. Discuss with the examiner the regulations governing the collecting of bait and edible sea life such as crabs, crayfish, mussels and perlemoen. | _____ | <u>4</u> _____ |
| 5. Describe the steps that you recommend should be taken to preserve the balance of nature in the Provincial. | _____ | <u>5</u> _____ |
| 6. Show that you have a knowledge of the water cycle or how pollution, alien vegetation and human misuse have affected our inland waters. | _____ | <u>6</u> _____ |


WAVE RIDER
INTEREST BADGE


	Date Passed	Signed
1. Pass or have passed the Swimmer Scout Craft Badge.	_____	<u>1</u> _____
2. Own a surfboard/bodyboard/paddle ski and demonstrate how to care for it.	_____	<u>2</u> _____
3. Discuss the local rules governing wave riding. There should be strong emphasis on safe practices, courtesy and etiquette in the water.	_____	<u>3</u> _____
4. This badge must be passed in a good surf break with recognised peaking waves which will enable the boy/girl to recognise where the peaks are breaking and must position him/herself correctly for take off.	_____	<u>4</u> _____
5. Show control of your board in waves up to two metres high.	_____	<u>5</u> _____
6. Show understanding of weather conditions suitable for wave riding.	_____	<u>6</u> _____
7. Discuss with the examiner the condition of the surf.	_____	<u>7</u> _____
8. Show control of your board/ski in all sizes of waves (up to 1.5 metres) and accomplish 3 different turns within a single ride turn.	_____	<u>8</u> _____
9. Have logged at least 30 hours of surfing.	_____	<u>9</u> _____
10 Assist a fellow surfer who has lost his/her board back to shore.	_____	<u>10</u> _____
11. Know how competitions are judged.	_____	<u>11</u> _____


WEATHERMAN
INTEREST BADGE

Date Passed Signed

- | | | |
|---------------------------------------------------------------------------------------------------------------------------------------------------------------------------------------------------------------------------------------------------------------------------------------------------------------------------------------------------|-------|------------|
| 1. Keep from your own observation a daily record of the weather for one month, using Beaufort letters and symbols, and including the following: <ul style="list-style-type: none"> a) Wind force and direction b) Cloud-types and conditions c) Temperatures d) Barometer readings e) Rainfall | _____ | 1
_____ |
| 2. Construct a simple rain gauge and a wind vane and use these instruments to record the wind direction and rainfall for (1). | _____ | 2
_____ |
| 3. Explain the formation of rain, thunderstorms, snow, sleet, hail, fog and rime. | _____ | 3
_____ |
| 4. Recognise and name six different cloud formations and explain their significance. | _____ | 4
_____ |
| 5. Explain the purposes and principles of <ul style="list-style-type: none"> a) simple thermometer b) wet and dry thermometer c) barometer d) anemometer | _____ | 5
_____ |
| 6. Understand the following: <ul style="list-style-type: none"> a) relative humidity b) dew-point c) pressure d) isobar e) isotherm f) Buys-Ballot's Law g) cold front and warm front Illustrate any explanation with a diagram. | _____ | 6
_____ |
| 7. Explain how weather forecasts are compiled and how this information is disseminated to the public. Have a knowledge of synoptic weather maps and be able to read one. Explain how radar, satellites and electronics are used in weather forecasting. | _____ | 7
_____ |
| 8. Discuss with the examiner at least two natural signs foretelling fine weather and two foretelling bad weather as applicable to your own Provincial. | _____ | 8
_____ |

WOODCRAFTSMAN
INTEREST BADGE


Date Passed Signed

1. Keep a woodcraft diary of two of the seasons - Spring, Summer, Winter and Autumn - containing records with dates and places of observation of not fewer than 10 birds or plants, 10 trees and 10 butterflies or moths. Give a short account of other animals which have been seen and illustrate the records with pencil sketches, carbon impressions or leaves of pressed specimens.

_____ 1 _____

2. Do one of the following alternatives (A, B or C):

- a) Make a collection of 50 different species of wild flowers, ferns and grasses, trees and shrubs, giving names, places and dates, soil and water conditions, size and other useful information; and recognise them as well as give a short description of 10 of the specimens.

OR

- b) Make a collection of photographic or carbon impressions or sketches or plaster casts of leaves of 20 trees and 5 shrubs; giving the names of the trees and shrubs from which they came.

OR

- c) Make 15 sketches from life, or photographs of birds or animals, and give a description of their habits.

_____ 2 _____

3. Demonstrate evidence of an intelligent interest in the whole field of nature and with particular regard to ONE of the following:

- a) Trees and shrubs
 b) Wild flowers
 c) Bird life
 d) Butterflies or moths and insects
 e) Wild animals
 f) Ferns or grasses
 g) Seashore or pond life
 h) Rocks and fossils

and produce collections, specimens, log books etc as the pursuit may warrant.

_____ 3 _____


4. Discuss with the examiner your observation and the sources of information (museums etc) you may have used.

_____ 4 _____


**WORLD CONSERVATION
INTEREST BADGE**

Date Passed _____ Signed _____

- | | |
|----------------------------------------------------------------------------------------------------------------------------------------------------------------------------------------------------------------------------------------------------------------------------------------------------------------------------------------------------------------------------------------------------------------------------------------------------------------------------------------------------------------------------------------------------------------------------------------------------------------------------------------------------------------------------------------------------------------------------------------------------------------------------------------------------------------------------------------------------------------------------------------------------------------------------------------------------------------------------------------------------------------------------------------------------------------------------------------------------------------------------------------------------------------------------------------------|------------------------------|
| <p>1. Explain to the examiner the meaning of the following terms:
Ecology; Food chain; Biocides; Recycling; Conservation; Balance of nature; Life cycle; Photosynthesis; Organic and Inorganic material; Humus; Carrying capacity.</p> | <p>_____ <u>1</u> _____</p> |
| <p>2. Write an illustrated essay or give a slide lecture on "The reasons why we cannot allow animal and plant species to become extinct".</p> | <p>_____ <u>2</u> _____</p> |
| <p>3. Give an example, illustrating the ecological interrelationships, of how man, animal, vegetation and other sources are dependent on each other.</p> | <p>_____ <u>3</u> _____</p> |
| <p>4. Demonstrate a knowledge of the effects of bush fire on wildlife; of land clearing; soil erosion; water pollution; and the activities of mankind in general (in particular the use by mankind of insecticides).</p> | <p>_____ <u>4</u> _____</p> |
| <p>5. Name a few causes of flooding and state some methods of flood control.</p> | <p>_____ <u>5</u> _____</p> |
| <p>6. Show that you know the major organisations and institutions in your country concerned with conservation.</p> | <p>_____ <u>6</u> _____</p> |
| <p>7. Know the location of the major nature reserves in your country and why they have been kept.</p> | <p>_____ <u>7</u> _____</p> |
| <p>8. Show that you are familiar with the conservation laws of your country.</p> | <p>_____ <u>8</u> _____</p> |
| <p>9. Do TWO of the following:</p> <ul style="list-style-type: none"> a) After having visited your wastewater treatment plant describe the principle for its functioning. b) Describe how your water purification plant works. c) List and include, if possible, pictures of those animals and plants in your neighbourhood which are in danger of extinction and therefore protected (or should be). d) Illustrate (on paper) how oxygen moves in a cycle. e) Make an illustration describing the process of photosynthesis. f) Give an example of one of the effects of the major environmental catastrophes that have occurred and report in one way or another on its effects on mankind and animals. | <p>_____ <u>9</u> _____</p> |
| <p>10. Do THREE of the following:</p> <ul style="list-style-type: none"> a) Take part in a project arranged by the World Wildlife Fund, the IUCN, CARE, or similar organisation, spending at least the equivalent of three working days on the project. b) Take an active part in a conservation project, spending at least the equivalent of five working days on the project. c) Take the initiative to carry out a conservation project yourself.
Examples: an anti-litter campaign; restoration and/or beautification of a piece of land; muster public opinion through an information campaign; print handouts; arrange a demonstration; make an exhibition. d) Spend at least two periods of four hours with a ranger, forester, or conservation officer and make a report on your observations over the period. e) Camp in or near an animal or nature reserve with permission, and where necessary, under the supervision of the Reserve Authorities. Make hikes (or in some cases motor trips) through the reserve to study the plants and wildlife etc, and measures taken to conserve them. Report fully to your examiner. | <p>_____ <u>10</u> _____</p> |
| <p>11. Complete a special conservation task developed and decided by you and your examiner, differing from those already carried out.</p> | <p>_____ <u>11</u> _____</p> |

WORLD FRIENDSHIP
INTEREST BADGE


Date Passed Signed

- | | | |
|------------------------------------------------------------------------------------------------------------------------------------------------------------------------------------------------------------------------------------------------------------------------------------------------------------------------------------------------------------------------------------------------------------------------------------------------------------------------------------------------------------------------------------------------------------------------------------------------------------------------------------------------------------------------------------------------------------------------------------------------------------------------------------------------------------------------------------------------------------------------------------------------------------------------------------------------------------------------------------------------------------------------------------------------------------------------------------------------------------------------|-------|------------|
| <p>1. Have corresponded regularly (ie about once a month) with a Scout in another country and produce evidence to the examiner that you have written to the Scout on more than four occasions.</p> | _____ | 1
_____ |
| <p>2. Describe the functions and organisational structure of the World Scout Organisation such as the World Scout Conference, the World Scout Committee, the World Scout Bureau, the Regions and the Zones. Know to which Zone and Region your association belongs.</p> | _____ | 2
_____ |
| <p>3. a) Be able to name all the independent countries in southern Africa south of the Zambesi.
 b) Choose one of these independent countries (other than your own) and carry out a study of it. Discuss your study with the examiner, covering such topics as location, size, population, agriculture, industry, mining, problems and the differences in the way of life between that country and your own.</p> | _____ | 3
_____ |
| <p>4. Do any THREE of the following:</p> <p style="margin-left: 20px;">a) Camp or hike for at least 5 days with Scouts of another ethnic group, or from another country, (either in your own or their country). Produce a logbook covering the event and include your impressions and knowledge gained.</p> <p style="margin-left: 20px;">b) Take part in an international Scout event in another country.</p> <p style="margin-left: 20px;">c) Take part in a national Scout event at which Scouts from another country or countries are present.</p> <p style="margin-left: 20px;">d) Entertain in your home for not less than 3 days a Scout or Scouts from another country.</p> <p style="margin-left: 20px;">e) Explain the preamble of the United Nations Charter. Outline the United Nations Organisation, its purpose and the functions of its principal subsidiary bodies. Describe 5 things the United Nations does.</p> <p style="margin-left: 20px;">f) Learn and teach your Patrol a folk song or campfire stunt/item from another Scout country. Perform the song or stunt/item at a Troop Campfire.</p> | _____ | 4
_____ |
| <p>Produce evidence that you have shared a subject of common interest with a Scout of another country by exchanging at least 8 letters; and have exchanged such things as stamps, or Scout badges, or have carried on</p> | _____ | 4
_____ |